




Z2-ATX-200 Data Sheet

12V Input 200 Watts Plugin DC-DC ATX Power Supply

SPECIAL FEATURES

- ✧ Small, Silent and Smart PSU [S³PSU]
- ✧ Operates at Only 12V Input
- ✧ Super High Efficiency [$>94\%$]
- ✧ Direct-Plug-Into Motherboard, Cutting Out ATX Cable
- ✧ Compact Size (56mm x 27mm of Board Size)
- ✧ 8-Bit Microcontroller Inside with Intelligent Control
- ✧ Highly Reliable Tantalum Capacitors
- ✧ OCP, OVP, and OTP



DC INPUT


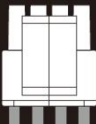
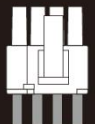



Model	DC Input Voltage	DC Jack	DC Input Cable Length
Z2-ATX-200	12V (OVP at 13~13.2V)	5.5mm x 2.5mm	100mm

POWER RATINGS

Voltage Rail	Max Load	Peak Load	Regulation
+5V	6A	8A	$\pm 1.5\%$
+5VSB	1.5A	2A	$\pm 1.5\%$
+3.3V	6A	8A	$\pm 1.5\%$
-12V	0.05A	0.1A	$\pm 5.0\%$
+12V	10A	15A	Switched input

Note: Forced air ventilation is required for operating at max load. For fanless or improper ventilation operation derate the output of the 3.3 and 5V rails until PSU temperature falls below 65°C. Peak load should not exceed 60 seconds. Combined max power output should not exceed more than 220 Watts.

WIRE & CONNECTOR CONFIGURATION

Connector						
Model	Main Power (20P/24P)	EPS 12V (4P+4P)	PCI-E Power (6P/8P)	SATA Power	Peripheral (4P)	FDD (4P)
Z2-ATX-200	1 (24P)	1	0	2	1	0